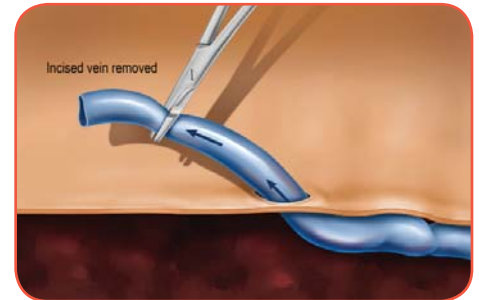
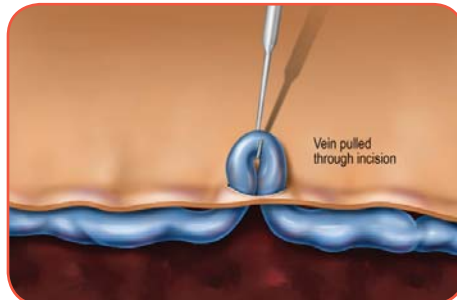
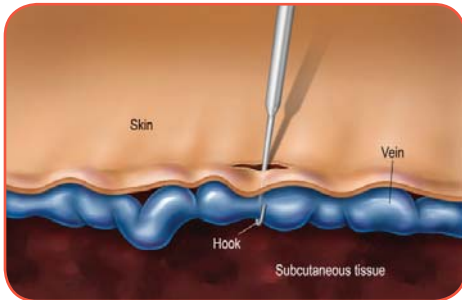




Microphlebectomy

Minimally invasive treatment option for medium-sized varicose veins



Microphlebectomy, a safe and effective treatment for varicose veins that are too large to treat with sclerotherapy and too small for endovenous thermal ablation, offers minimal discomfort and downtime.

How is microphlebectomy performed?

This minimally invasive technique removes the varicose vein through a small puncture in the skin that does not require stitches.

Due to the tiny puncture, there is virtually no scarring. Once the damaged vein is removed, the blood flow is diverted to healthy veins.

This procedure relieves the symptomatic pain and unsightly appearance associated with varicose veins.

Microphlebectomy is less painful than traditional vein surgery and offers a faster return to normal activities.

Treatment for varicose veins is covered by most health insurance plans; however, insurance companies may require a trial period of compression therapy, which includes wearing compression stockings for several weeks or months before treatment of symptomatic varicose veins.

Trust a vascular specialist to treat your varicose veins

Varicose veins, if left untreated, can lead to more serious vein problems. The physicians at Azura Vascular Care specialize in the diagnosis and treatment of even the most complex vein disease.

Don't suffer any longer. Schedule a consultation with a highly trained physician at Azura Vascular Care to effectively treat your varicose veins in a comfortable outpatient setting.

To learn more, visit azuravascularcare.com/Veins or to schedule a consultation, call 844-832-8346.